

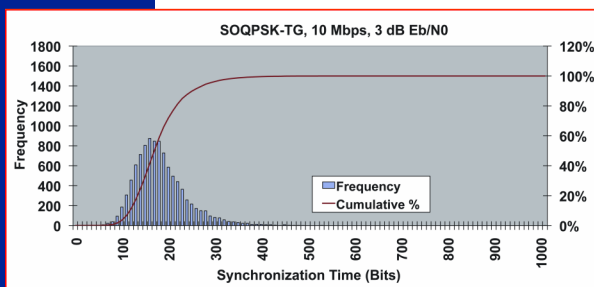
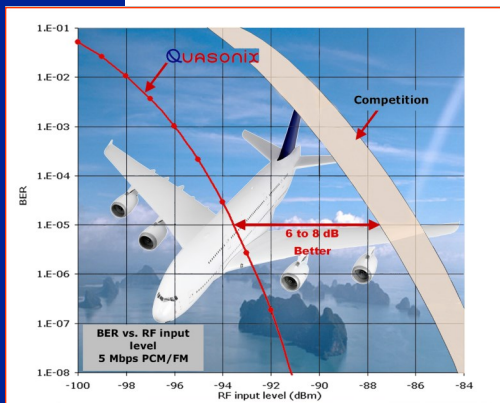
Reinventing  
Telemetry™

# QUASONIX

## 3<sup>rd</sup> GENERATION COMPACT RDMS™ TELEMETRY RECEIVER



12 in<sup>3</sup>



- Complete Receiver – RF to Bits**  
 A single-box solution that accepts RF signals, and delivers baseband clock and data. No external add-ons required.
- Available with Adaptive Equalization**  
 Reduces dropouts caused by multipath reflections
- Compact Flight-Ready Package**  
 Ultra-compact 12 cubic-inch chassis affords flexibility with system integration
- True Trellis Demodulation in all ARTM Modes**  
 Provides true trellis detection in all three ARTM modes for optimal demodulation
- 3.5 to 5 dB Improvement in PCM/FM Performance**  
 Improves BER performance by 3.5 to 5 dB over the best single-symbol demodulators, to within 0.2 dB of the theoretical limit
- Modulation Index Tracking\* for PCM/FM**  
 Maintains superior BER performance even if the received signal's modulation index varies by as much as 500%, a breakthrough for tracking legacy analog transmitters (\*patented)
- Phase Noise Compensation**  
 Optimizes demodulator performance for use with legacy TM packs and transmitters with excessive phase noise
- Best SOQPSK-TG Detection in the Industry**  
 RDMS' trellis detection for SOQPSK-TG yields improvements of 2 dB or more over the competition's single-symbol detectors
- Lowest Noise Figure**  
 3.5 dB noise figure bests all other ARTM receivers on the market, hands down
- Rapid Synchronization**  
 Synchronizes up to 100 times faster – and maintains sync at lower signal-to-noise ratios – than any other ARTM demodulator

ISO 9001:2015 Certified

All Quasonix products  
are under U.S.  
Dept. of Commerce  
jurisdiction,  
not covered by ITAR

[www.quasonix.com](http://www.quasonix.com)

QSX-CATALOG-180201



## COMPACT RDMS™ TELEMETRY RECEIVER SPECIFICATIONS

Characteristic	Specification
<b>Receiver Section</b>	
Type	Dual-conversion superheterodyne
Input RF Frequency	Refer to page 4
Tuning resolution	Tunes in 62.5 kHz increments, to the 70 MHz IF output; after the 70 MHz IF output, receiver tunes in increments of less than 1 Hz
Frequency stability	1 ppm over temperature 1 ppm per year aging
Reference oscillator	20 MHz
Noise figure	3.5 dB (typical), 5 dB (maximum)
LO phase noise, measured at 70 MHz IF output	-115 dBc/Hz @ 1 MHz offset
Maximum RF input	+20 dBm (+10 dBm for C-band)
Available gain (to 70 MHz IF output)	114 dB
Gain control	128 dB control range; User selectable: AGC or MGC (AGC freeze)
AGC time constant	Adjustable, 0.1 ms to 1000 ms
First IF bandwidth	60 MHz (nominal)
IF rejection	> 90 dB
Image rejection	70 dB
RF input impedance	50 ohms
<b>Second IF Section</b>	
IF frequency	70 MHz
IF output level	-10 to -20 dBm nominal (AGC mode)
IF output impedance	50 ohms
IF bandwidths	250 kHz, 500 kHz, 1 MHz, 2 MHz, 4.5 MHz, 10 MHz, 20 MHz, 40 MHz. Automatic selection based on data rate, with manual override Optional: 70 kHz, 1.4 MHz, 3 MHz, 6 MHz, 14 MHz, 28 MHz
<b>Demodulator Section</b>	
Demodulator type	ARTM Tier 0 (PCM/FM), ARTM Tier I (SOQPSK-TG), ARTM Tier II (Multi-h CPM) Legacy suite: Analog FM, BPSK, QPSK, Offset QPSK (OQPSK), Asymmetric QPSK (AQPSK), Unbalanced QPSK (UQPSK), Asymmetric Unbalanced QPSK (AUQPSK), Digital PM, Space Time Coding (STC)
Bit Rates	Tier 0: 24 kbps to 23 Mbps in 1 bps steps Tier I: 100 kbps to 46 Mbps in 1 bps steps Tier II: 1 Mbps to 46 Mbps in 1 bps steps STC: 5 Mbps to 22 Mbps in 1 bps steps Legacy: 25 kbps to 23 Mbps in Analog FM, 25 kbps to 23 Mbps in BPSK, 50 kbps to 46 Mbps in QPSK in 1 bps steps
Synchronization time (Average, at BER = 1e-5)	Tier 0: 250 bits, Tier I: 385 bits, Tier II: 2,800 bits
Synchronization threshold	Tier 0: -8.0 dB Eb/N0; RF Input (dBm): -118.0 (1 Mbps), -108.0 (10 Mbps) Tier I: -6.0 dB Eb/N0; RF Input (dBm): -116.0 (1 Mbps), -106.0 (10 Mbps) Tier II: -7.0 dB Eb/N0; RF Input (dBm): -117.0 (1 Mbps), -107.0 (10 Mbps)
Sensitivity (BER = 1e-5)	Tier 0: 8.6 dB Eb/N0; RF Input (dBm): -101.4 (1 Mbps), -91.4 (10 Mbps) Tier I: 11.2 dB Eb/N0; RF Input (dBm): -98.8 (1 Mbps), -88.8 (10 Mbps) Tier II: 13.0 dB Eb/N0; RF Input (dBm): -97.0 (1 Mbps), -87.0 (10 Mbps)

Specifications subject to change without notice



## COMPACT RDMS™ TELEMETRY RECEIVER SPECIFICATIONS

### Bit Synchronizer Section

Input codes	NRZ-L/M/S, BIΦ-L/M/S
Output codes	NRZ-L; or input code unaltered
Data and clock out	TTL or RS-422
Lock detector out	TTL
RSSI	Single 0 – 5 VDC, 50 kHz bandwidth (-37 option required)
Video out	Four (4) wideband outputs, DC to 35 MHz (-37 option required)

### Environmental Section

Operating Temperature	-20°C to +70°C
Non-operating Temperature	-40°C to +85°C
Operating Humidity	0 to 95% (non-condensing)
Vibration	20 G, 5 Hz to 2 kHz (all axes)
Acceleration	100 G (all axes)
Shock	100 G pk, half-sine, 5 ms (all axes)
Altitude	Up to 100,000 ft.

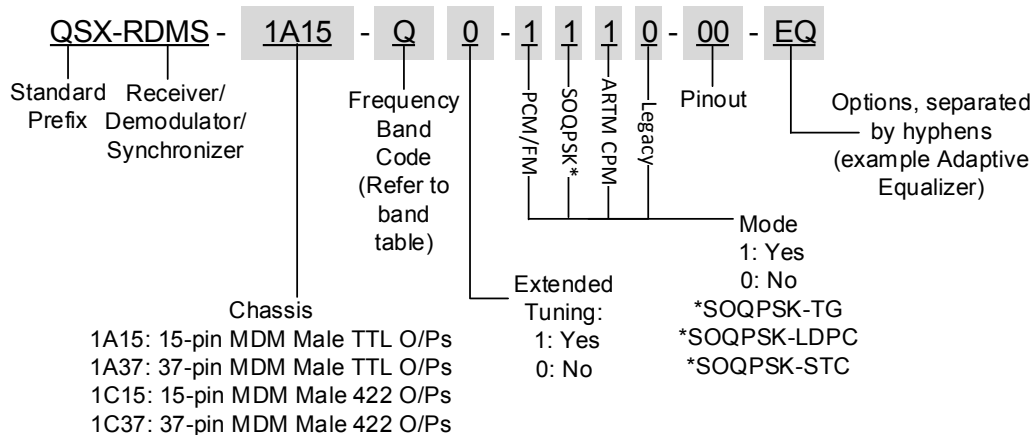
### Physical Section

Size / Weight	4.00" x 3.00" x 1.00" / 11 oz.
Connectors	RF input: SMA female IF output: SMA female Baseband: MDM-15 or MDM-37 ("37" option)
Power	28 VDC ± 4 VDC, 750 mA typical

## OPTIONAL FEATURES


- > 14 14 SAW filters (adds 70 kHz, 1.4, 3, 6, 14, and 28 MHz filters)
  - > EN Ethernet Payload
  - > ET Extended temperature range (-40°C to +85°C)
- > EQ Adaptive Equalizer
  - > K7 K7 Viterbi Decoder (k=7, rate 1/2)
  - > WV Wide operating voltage (15 – 35 VDC)

### Compact RDMS™ Part Numbering Example





# COMPACT RDMS™ RECEIVER BAND CONFIGURATIONS



Legend:

- Frequency Gap
- Standard (Base) Frequency Range
- Extended Frequency Range (available by selecting Extended Tuning = 1 in part number)

\*Also Available:  
 Band Code 7: 70 MHz standard range, 0.5 MHz—20 MHz, 70 MHz extended range  
 Band Code T: 2025.0 MHz to 2110.0 MHz standard range